



Designed to Survive®



INSPECTION TECHNOLOGIES FOR THE FOOD, PHARMACEUTICAL & PACKAGING INDUSTRIES

LOMA SYSTEMS® designs, manufactures and services inspection equipment used to identify contaminants and product defects in the food, pharmaceutical and packaging industries. Established in the 1960's, LOMA SYSTEMS is today one of the leading global companies involved in production line food safety systems, boasting an impressive installed base of over 130,000 machines in over 100 countries.



Metal Detector Systems

Metal Detector Systems - used for the detection of metal contaminants within the Food, Pharmaceutical and Packaging industries.

Metal Detectors are a commonly used detection method for metal contaminants within factories. LOMA® equipment is created with the ethos **Designed to Survive®** making them one of the most robust and reliable detectors on the market.

LOMA's IQ4 Metal Detector Series, now includes the IQ4M as the most precise metal detector in the IQ4 range. The new IQ4M's multi-spectrum technology is designed to detect smaller contaminants across a wider range of metal types, with RFID technology for improved security and OPC-UA for improved data communications.

Across the series, both the new IQ4M and preexisting IQ4H offer variable frequency technology to optimize detection excellence in different product conditions by selecting the most suitable frequency. For easy use, all feature icon driven menus allowing fast set-up. They also feature ingress ratings of up to IP69K, meaning they are suitable for both high-care and low-care environments.



IQ4M is the most precise metal detector search head in the IQ4 range as it features Multi-Spectrum detection and more



IQ4H Metal Detector Search Head is a common choice for a Critical Control Point



RUN-WET Metal Detector Conveyor System designed for IP69 washdown, easier cleaning and increased uptime



IQ4H Pipeline Metal Detector designed to be used with all major pumps with bulk, clip and filling machines



IQ4H Vertical Fall comes complete with a reject system and is designed to be used with gravity fed products

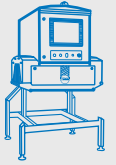


IQ4H Waferthin metal detector is typically installed between a multi-head weigher and vertical form fill and seal bag maker



IQ4 LOCK-PH Pharmaceutical is fully GMP compliant and includes I/Q, O/Q, P/Q validation documentation

X-ray Inspection Systems



X-ray detection is a fast-growing inspection method used within food production factories and provides improved safety and brand protection.

LOMA's X5 Series offers a range of options and advanced technological features to meet your detection needs, delivering significantly improved detection performance and an overall superior operator experience. All our systems inspect for softer contaminants such as glass, ceramic, bone, and rubber, while also providing robust detection of harder contaminants like metal and stainless steel.

With over two decades of experience in developing X-ray systems, our latest model the X5DE with Dual Energy technology uses multi-level algorithms to deliver enhanced inspection capabilities. It is ideal for complex products with mixed densities, particularly in cases where detecting contaminants has previously been challenging.

The new X5DE is engineered for a lower cost of ownership and features RFID access and OPC-UA integration to enhance access management, security, traceability, and seamless integration with the end user's internal systems.



X5DE Space Saver with new Dual Energy Technology for advanced detection



X5C X-ray Inspection System



X5DE Space Saver X-Ray Inspection



X5C X-ray system complete with a reject station with full retail compliance



X5 Pack Curtainless is designed for lightweight, unsealed or dry unpackaged food products



X5 PACK X-ray system, complete with a reject station is designed to be used with packaged product up to 25kg in weight



X5 XL X-ray system is designed to be used with large products such as meat in Euro crates



X5 Sideshoot for inspection of tall products such as plastic pots, tubes, cartons, cans and jars



X5 Pipeline X-ray is designed to be used with free flowing product such as meat slurries or soups and is great at detecting bone fragments



X5 BulkFlow X-ray system is designed to be used with loose products such as potatoes and peanuts



Checkweighing Systems

LOMA's CW3 Checkweighing Systems provide in-line dynamic checkweighing capabilities in a compact package. The CW3 range now features the latest digital loadcell technology, for even faster and more accurate weighing, reducing product giveaway and saving money.

The unique, low centre of gravity, control box of the LOMA CW3 range minimizes vibration and enhances accuracy. The graphical colour touch screen provides a clear display and features a simple menu structure designed to make them easy to use. The CW3 range of checkweighers with digital loadcell technology* are available as a simple in-line checkweigher or as a fully-featured system with enhanced statistical analysis, depending on factory and line requirements. For checkweighing in high-care food environments, the CW3 RUN-WET® Checkweigher is especially designed to withstand harsh, high-pressure, high-temperature cleaning regimes, being IP69 rated.

Reject Station



CW3 Checkweigher System available in models with 400 g, 1.5 kg, 6 kg or 12 kg weighing capacities



CW3 Super Heavy Weight System with capacity up to 50 kg

TRACS Data Management Software



LOMA TRACS is a software application that provides centralised real-time data management capability. It requires a system to be connected via Ethernet to a central server and provides reporting of a range of current and historic batch information, including across multiple machines.

This software provides the ability to understand real-time machine status to ensure maximum uptime, and includes tracking all rejected products, along with trending of average weight and giveaway.

* MID/R51 approval pending

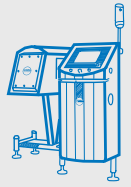


CW3 Draglink designed to be used with tins or bottles and is capable of speeds of up to 115m/min



CW3 RUN-WET Checkweigher designed for IP69 washdown, easier cleaning and increased uptime

Combination Systems



Combination systems provide both detection and checkweighing in a space-saving package to create a comprehensive Critical Control Point.

LOMA's integrated Combination Systems are designed to offer either metal detection or X-ray inspection capabilities along with dynamic checkweighing with new digital loadcell technology. LOMA's CW3 Metal Detector Combination Systems have the added benefit of controlling the entire system from a single touch screen display, which helps improve productivity and minimize chance of set-up errors.

Integrated Metal Detector

Checkweigher



CW3 Combination System with integrated metal detector and dynamic checkweigher

Metal & Weight Reject Stations



CW3 RUN-WET Combination System with integrated metal detector and dynamic checkweigher

RUN-WET

Designed using the latest hygienic design principles and tested to IP69 ingress rating standards, RUN-WET systems set the new standard for cleaning in food production environments.



Quicker & Easier Cleaning



More Productive Operation



Higher Reliability of Equipment



Better Food Safety Standards



X5C X-ray / CW3 Combination System



X5 Space Saver X-ray / CW3 Combination System



Support and Services

Maximising Uptime

In the event of a line problem, LOMA's fully trained field-based service teams carry most common and original spare parts to aid quick response times and high fix rates, which help to minimise any downtime.

In-house technical support can remotely diagnose issues and in many cases will resolve the situation without the need for an engineer to visit site.




Spare Parts




Spare parts are critical for keeping a line running and Loma stocks many official parts for quick delivery, including providing some key components on the same day.

Service Programmes



Get extra peace of mind with our contracted service programmes with ranging benefits to maximise uptime, including access to priority support and response.

Customer Training



The LOMA Training Academy is designed with everyday needs in mind and goes a long way towards improving inspection performance and increasing productivity.

Hire/Rentals



LOMA Inspection equipment can be provided on short-term and long-term hire/rental agreements to help overcome peak demands.

Upgrades



Update and upgrade older generation systems to extend their life to overcome component obsolescence issues or meet latest code of practice requirements.

"Excellent response and knowledgeable support staff. LOMA's Service Engineer was really helpful and our issue was resolved, with a helpful email to follow up. "

Production Manager - Bakery Industry

Solutions within Your Industry

With over 50 years of experience and know-how in inspection, Loma can assist you in finding the optimal solution to inspect your products.



Meat, Poultry & Fish



Confectionary & Snacks



Dairy & Egg Products



Bakery



Convenience Food &
Food-to-Go



Dried Foods, Cereals &
Grains



Fruits, Vegetables &
Nuts



General Industrial



Pharmaceutical &
Nutraceutical



About LOMA SYSTEMS

Established in 1969, LOMA SYSTEMS designs, manufactures and supports inspection equipment used to identify contaminants and product defects within the food, packaging and pharmaceutical industries. Operating from several locations in the Americas, Europe and Asia, and through a worldwide network of OEM and distributor partners, LOMA supplies and supports inspection equipment in over 100 other countries.

With the addition of the LOCK Inspection, Cintex and Brapenta brands into the portfolio, Loma is a trusted partner to many production facilities around the world. Our long-standing reputation is based on consistent quality and advanced technology, the result of continuous and far-reaching research and development programmes.




LOMA is part of Illinois Tool Works (ITW), a global Fortune 250 diversified industrial manufacturer of value added consumables and speciality equipment with related service businesses.

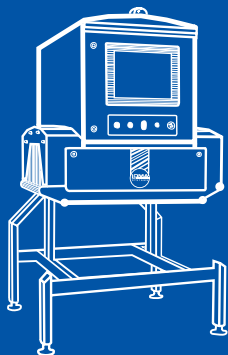


ITW's seven industry-leading segments leverage the ITW business model to generate solid growth with best-in-class margins and returns in markets where highly innovative, customer-focused solutions are required. ITW's revenues totalled US\$15.9 billion in 2024, with approximately 44,000 employees worldwide.

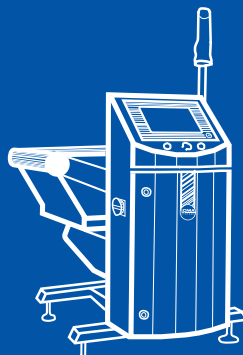
LOMA operates under the core philosophies of 80/20 business processes, customer-back innovation and a decentralized entrepreneurial culture.




Metal Detectors



X-ray Inspection



Checkweigher



Combination Systems

Local contact



www.loma.com

Tel: +44 1252 893300 (UK) | +1-800-872-LOMA (North America)

Metal Detection | Checkweighing | X-Ray Inspection | Service

Loma Systems is a registered trademark of Illinois Tool Works Inc. (ITW). Other names, logos, icons and marks identifying our products and services referenced herein are trademarks of ITW and may not be used without the prior written permission of ITW. Other product and company names listed are trademarks or trade names of their respective companies. Copyright © 2025 Illinois Tool Works Inc. All rights reserved. All of the specifications shown in this document are subject to change without notice.



OVENV5_2025_04