

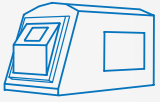


Designed to Survive®



INSPECTION TECHNOLOGIES
FOR THE FOOD, PHARMACEUTICAL
& PACKAGING INDUSTRIES

LOMA SYSTEMS® designs, manufactures and services inspection equipment used to identify contaminants and product defects in the food, pharmaceutical and packaging industries. Established in the 1960's, LOMA SYSTEMS is today one of the leading global companies involved in production line food safety systems, boasting an impressive installed base of over 130,000 machines in over 100 countries.



Metal Detector Systems

Metal Detector Systems - used for the detection of metal contaminants within the Food, Pharmaceutical and Packaging industries

Metal Detectors are a commonly used detection method for metal contaminants within factories. LOMA® equipment is created with the ethos **Designed to Survive®** making them one of the most robust and reliable detectors on the market.

LOMA's IQ4H Metal Detectors include many features designed to aid uptime and productivity, including revolutionary variable frequency technology allowing detection levels to be optimised around a wide range of differing product conditions, and an intuitive touchscreen with icon driven menus allowing fast set-up. They also feature ingress ratings of up to IP69K, meaning they are suitable for both high-care and low-care environments.



IQ4H Metal Detector Conveyor with Full Retail Compliance

Full Retail Compliance Package



RUN-WET
RUN-WET Metal Detector Conveyor System designed for IP69 washdown, easier cleaning and increased uptime



IQ4H Metal Detector Search Head is a common choice for a Critical Control Point.



IQ4H Pipeline Metal Detector designed to be used with all major pumps with bulk, clip and filling machines



IQ4H Vertical Fall comes complete with a reject system and is designed to be used with gravity fed products

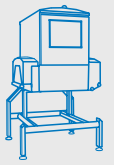


IQ4H Waferthin metal detector is typically installed between a multi-head weigher and vertical form fill and seal bag maker



IQ4 LOCK-PH Pharmaceutical is fully GMP compliant and includes I/Q, O/Q, P/Q validation documentation

X-ray Inspection Systems



LOMA's X5 X-ray systems come complete with full colour touchscreen and multi-level password access storing data logged events for traceability

In addition to inspecting for metal contaminants, X-ray systems provide detection of bone, glass, ceramic and dense plastics, as well as having the ability to detect all metal contaminants within foil trays or metallised packaging. They also allow different product integrity checks to be done.



X5C X-ray Inspection System



X5 Space Saver X-ray Inspection System



X5C X-ray system complete with a reject station with full retail compliance



X5 PACK X-ray system, complete with a reject station is designed to be used with packaged product up to 25kg in weight



X5 XL X-ray system is designed to be used with large products such as meat in Euro crates



X5 Sideshoot for inspection of tall products such as plastic pots, tubes, cartons, cans and jars



X5 Pipeline X-ray is designed to be used with free flowing product such as meat slurries or soups and is great at detecting bone fragments



X5 BulkFlow X-ray system is designed to be used with loose products such as potatoes and peanuts



Checkweighing Systems

LOMA's CW3 Checkweighing Systems provide in-line dynamic checkweighing capabilities in a compact package. They are designed to help reduce product giveaway and save money.

The unique, low centre of gravity, control box of the LOMA CW3 range minimizes vibration and enhances accuracy. The graphical colour touch screen provides a clear display and features a simple menu structure designed to make them easy to use. The CW3 range of Checkweighers are all MID/R51 approved, and are available as a simple in-line checkweigher or as a fully-featured system with enhanced statistical analysis, depending on factory and line requirements.

Reject Station

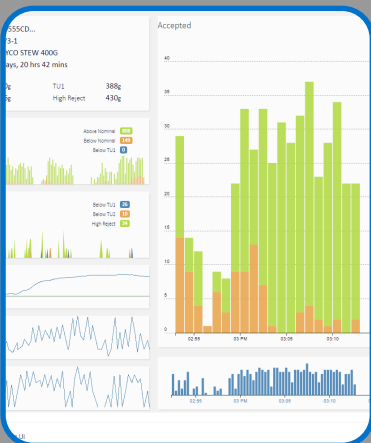


CW3 Checkweigher System available in models with 400 g, 1.5 kg, 6 kg or 12 kg weighing capacities



CW3 Super Heavy-weight System with capacity up to 50 kg

TRACS Data Management Software



LOMA TRACS is a software application that provides centralised real-time data management capability. It requires a system to be connected via Ethernet to a central server and provides reporting of a range of current and historic batch information, including across multiple machines.

This software provides the ability to understand real-time machine status to ensure maximum uptime, and includes tracking all rejected products, trending of average weight and giveaway.

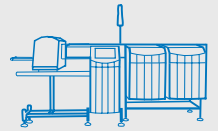


CW3 Draglink designed to be used with tins or bottles and is capable of speeds of up to 115m/min



CW3 RUN-WET Checkweigher designed for IP69 washdown, easier cleaning and increased uptime

Combination Systems




Combination systems provide both detection and checkweighing in a space-saving package to create a comprehensive Critical Control Point

LOMA's integrated Combination Systems are designed to offer either metal detection or X-ray inspection capabilities along with dynamic checkweighing. LOMA's CW3 Metal Detector Combination Systems have the added benefit of controlling the entire system from a single touch screen display, which helps improve productivity and minimize chance of set-up errors.



CW3 Combination System with integrated metal detector and dynamic checkweigher



CW3 RUN-WET Combination System with integrated metal detector and dynamic checkweigher

RUN-WET[®]

Designed using the latest hygienic design principles and tested to IP69 ingress rating standards, RUN-WET systems set the new standard for cleaning in food production environments



Quicker & Easier Cleaning



More Productive Operation



Higher Reliability of Equipment



Better Food Safety Standards



X5C X-ray / CW3 Combination system



X5 SpaceSaver X-ray / CW3 Combination System



Support and Services

Maximising Uptime

In the event of a line problem, LOMA's fully trained field-based service teams carry most common and original spare parts to aid quick response times and high fix rates, which help to minimise any downtime.

In-house technical support can remotely diagnose issues and in many cases will resolve the situation without the need for an engineer to visit site.



Spare Parts




Spare parts are critical for keeping a line running and Loma stocks many official parts for quick delivery, including providing some key components on the same day.

Service Programmes



Get extra peace of mind with our contracted service programmes with ranging benefits to maximise uptime, including access to priority support and response.

Customer Training



The LOMA Training Academy is designed with everyday needs in mind and goes a long way towards improving inspection performance and increasing productivity.

Hire/Rentals



LOMA Inspection equipment can be provided on short-term and long-term hire/rental agreements to help overcome peak demands.

Upgrades



Update and upgrade older generation systems to extend their life to overcome component obsolescence issues or meet latest code of practice requirements.

“Excellent response and knowledgeable support staff. LOMA's Service Engineer was really helpful and our issue was resolved, with a helpful email to follow up. ”

Production Manager - Bakery Industry

Solutions within Your Industry

With over 50 years of experience and know-how in inspection, Loma can assist you in finding the optimal solution to inspect your products.



Meat, Poultry & Fish



Confectionary & Snacks



Dairy & Egg Products



Bakery



Convenience Food & Food-to-Go



Dried Foods, Cereals & Grains



Fruits, Vegetables & Nuts



General Industrial



Pharmaceutical & Nutraceutical



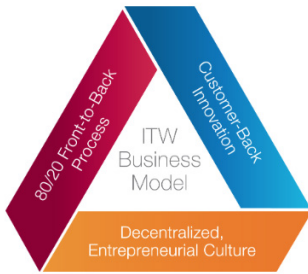
About LOMA SYSTEMS

Established in 1969, LOMA SYSTEMS designs, manufactures and supports inspection equipment used to identify contaminants and product defects within the food, packaging and pharmaceutical industries. Operating from several locations in the Americas, Europe and Asia, and through a worldwide network of OEM and distributor partners, LOMA supplies and supports inspection equipment in over 100 other countries.

With the addition of the LOCK Inspection, Cintex and Brapenta brands into the portfolio, Loma is a trusted partner to many production facilities around the world. Our long-standing reputation is based on consistent quality and advanced technology, the result of continuous and far-reaching research and development programmes.

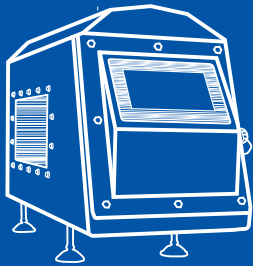


LOMA is part of Illinois Tool Works (ITW), a global Fortune 250 diversified industrial manufacturer of value added consumables and speciality equipment with related service businesses.

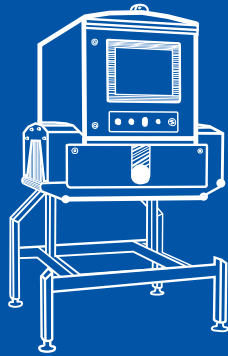


ITW's seven industry-leading segments leverage the ITW business model to generate solid growth with best-in-class margins and returns in markets where highly innovative, customer-focused solutions are required. ITW's revenues totalled US\$15.9 billion in 2022, with approximately 46,000 employees worldwide.


LOMA operates under the core philosophies of 80/20 business processes, customer-back innovation and a decentralized entrepreneurial culture.



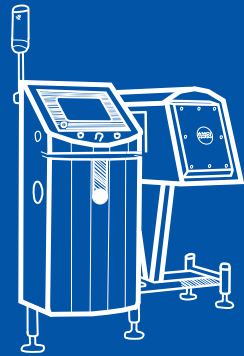
Metal Detectors



X-ray Inspection



Checkweigher



Combination Systems



In Partnership with



Local contact



www.loma.com
 Tel: +44 1252 893300 (UK) | +1-800-872-LOMA (North America)
Metal Detection | Checkweighing | X-Ray Inspection | Service

LOMA Systems is a registered trademark of Illinois Tool Works Inc. (ITW). Other names, logos, icons and marks identifying our products and services referenced herein are trademarks of ITW and may not be used without the prior written permission of ITW. Other product and company names listed are trademarks or trade names of their respective companies. Copyright © 2023 Illinois Tool Works Inc. All rights reserved. All of the specifications shown in this document are subject to change without notice.

