



FLEX™ Conveyor

Designed for Food & Packaging Industries

Metal Detection

Product Highlights

- Available with IQ3X, IQ4H and IQ4M metal detector search heads
- Manufactured to **60"** or **72"** belt length. Field **adjustable** between 60" and 72" at **2" increments**
- **Belt width** configurations of **12"**, **16"** and **20"**
- Adjustable working **height** from **30" – 40"**
- Product Registration Photo Eye (PEC)
- **Variable speed** operation (**40'/min** to **120'/min**) and reverse belt capability
- **Casters** (lockable wheel and swivel)
- Stop on detect with alarm horn (*automatic rejects optional; air-blast or pusher*)
- **PVS** (Performance Validation System) with multi-color indicator lamp and audible alarm
- Washdown design as standard
- **Optional:** GFSI Compliant reject mechanism and bins with fail-safe sensors



7" Color Touchscreen with Engaging User Interface

Standard on IQ4H and IQ4M, the 7" touchscreen offers 33% more space than previous generation metal detectors, making operations simple



Robust "Beyond" IP69 Rating

An improved lip, screen, and blue sealing arrangement, combined with ultra-harsh mechanics proven from the IQ3+ range, make this one of the toughest and factory-friendly metal detectors on the market



Flexible Conveyor System

Fully adjustable conveyor system comes standard in a variety of belt speeds and lengths making operational changes hassle-free

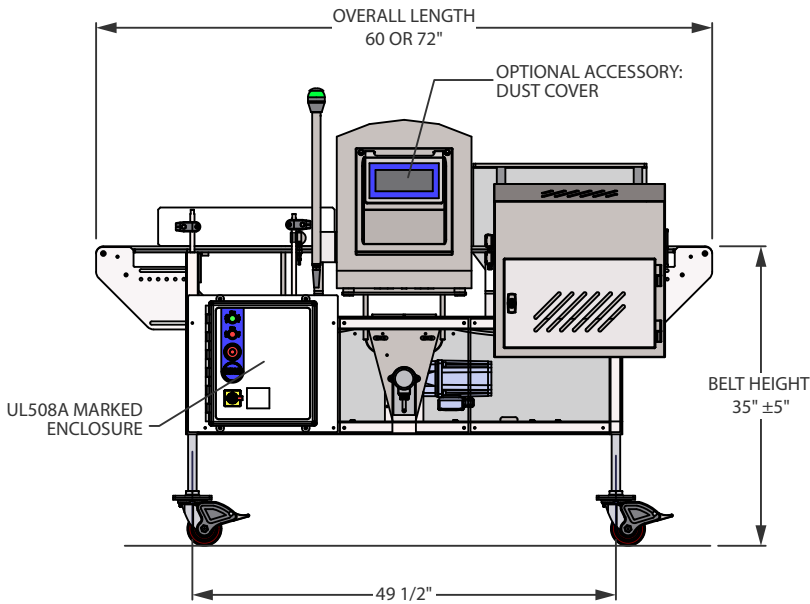


Designed to Survive



IQ4 Head Only

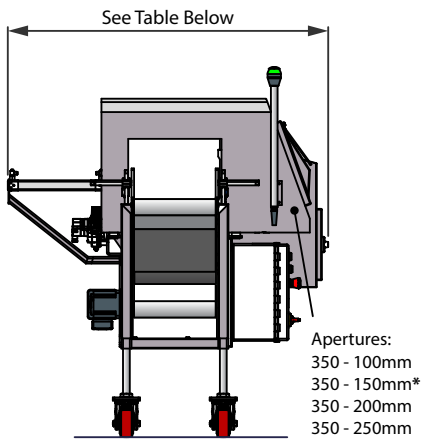
Technical Specification



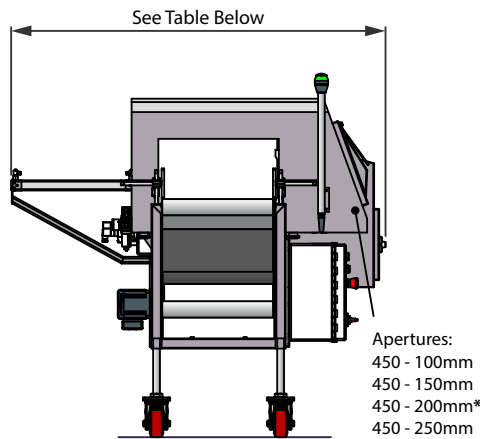
Material of Construction	304 Brushed stainless steel
Line Height	30" – 40" variable
System Length	Manufactured to 60" or 72"
Standard Belt Width	12", 16", or 20"
Belt Type	Modular (open face)
Control Panel	Touchscreen Control - IQ4H/M Dual Line - IQ3X
Speed	40 - 120 ft/min
IP Rating	Head: IP69 Conveyor: Washdown Design
Power Requirements	115 1ph / N+E 60Hz

Example Model pictured shows a metal detector head on a Flex Conveyor with Pusher Reject. Overall widths may vary based on reject option selected.

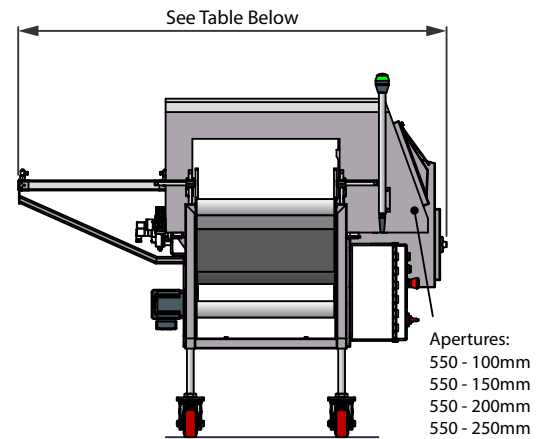
Belt Width: 12"



Belt Width: 16"



Belt Width: 20"



*IQ3X only available in marked aperture heights and belt widths

Pusher, No Bin	Toward	44 5/8"
	Away	37 13/32"
Pusher With Bin		47 1/8"
Air-blast No Bin	Toward	34 5/8"
	Away	32 57/64"
Air-blast With Bin	Toward	37 7/64"
	Away	42 39/64"
Stop On Detect		32 57/64"


Pusher, No Bin	Toward	52 17/32"
	Away	45 11/32"
Pusher With Bin		55 1/6"
Air-blast No Bin	Toward	38 19/32"
	Away	36 55/64"
Air-blast With Bin	Toward	41 7/64"
	Away	46 37/64"
Stop On Detect		36 55/64"

Pusher, No Bin	Toward	60 7/16"
	Away	53 9/32"
Pusher With Bin		63"
Air-blast No Bin	Toward	42 9/16"
	Away	40 53/64"
Air-blast With Bin	Toward	45 7/64"
	Away	50 35/64"
Stop On Detect		40 53/64"

Automatic Reject Options

The FLEX™ Conveyor can be configured to suit a variety of different product applications. Options include:

- Belt-Stop / Stop On Detect
- Pusher
- Air-blast, single nozzle
- Lockable bin with reject confirmation and bin full sensors



An ITW Company

www.loma.com

Tel: +44 1252 893300 (UK) | +1-800-872-5662 (North America)

Metal Detection | Checkweighing | X-Ray Inspection

Loma Systems is a registered trademark of Illinois Tool Works Inc. (ITW). Other names, logos, icons and marks identifying our products and services referenced herein are trademarks of ITW and may not be used without the prior written permission of ITW. Other product and company names listed are trademarks or trade names of their respective companies. Copyright © 2017 Illinois Tool Works Inc. All rights reserved. All of the specifications shown in this document are subject to change without notice.

In association with



FLEXSENSUSV1202508