



CW3^s - Simplified Dynamic Checkweigher System Designed for Food & Packaging Industries

Dynamic
Checkweigher

Product Highlights

- Compact and simplified dynamic checkweighing system designed for use with packaged/ wrapped products under 3 kg
- Three conveyor system (400 mm infeed, 400 mm PWT and 600 mm outfeed) with 300 mm belt width
- Free-standing wheeled reject bin with cover, which includes reject confirmation and bin full sensors
- Full colour graphic touch screen control with USB data port for report gathering
- Approved system to OIML R51 and MID (EC TAC)
- Automatic Mean Weight Correction to help meet weight legislation
- Conveyor components designed for reliable 24/7 operation



Simple Operation with Colour Touchscreen

Icon driven full colour touchscreen control interface, including multilevel password access and data logged events to aid traceability




Compact System Optimises Valuable Space

The CW3^s is built with Loma's strong experience of food industry inspection systems and offers first-class CCP protection in the smallest footprint possible



Save Money, Reduce Product Give Away

Using a highly reliable loadcell technologie the CW3 gives you accurate readings whilst minimising unnecessary product give away

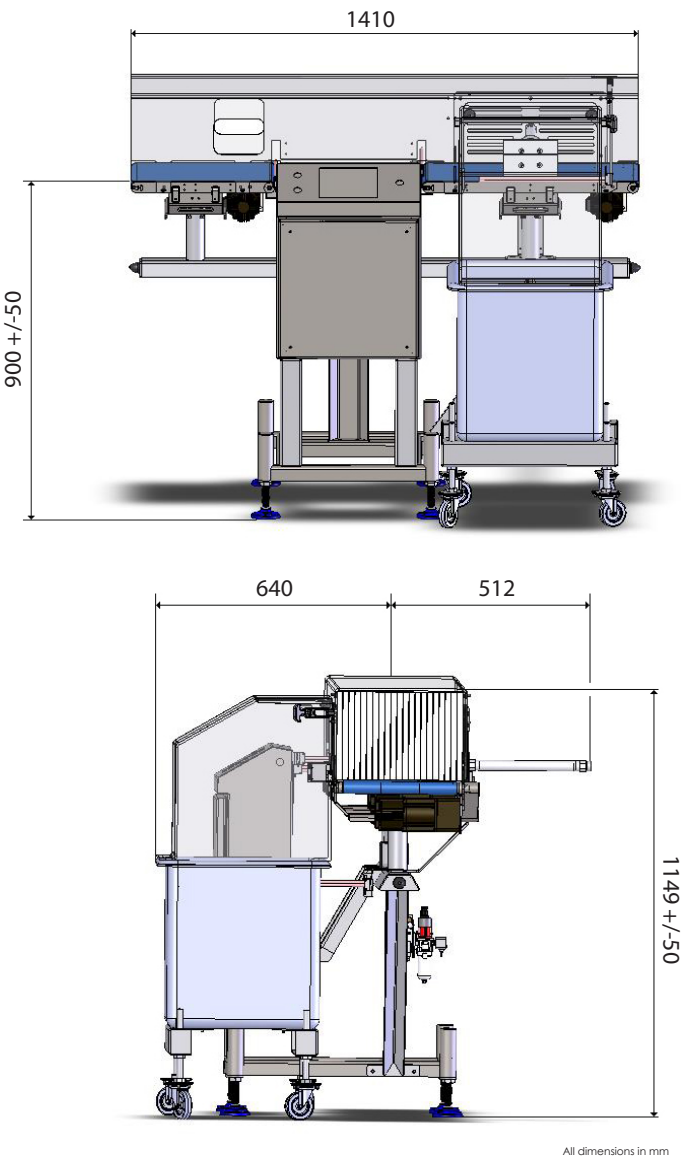


Product Menu [11/11]			
Number	Name	Nominal Weight	Date Last Used
0	DefaultProduct	100.0g	09:34 01/11/2016
1	Chocolate	200.0g	09:34 01/11/2016
2	Peanuts	50.0g	09:34 01/11/2016
3	Cake bar	50.0g	09:36 01/11/2016
4	Muffin	33.0g	09:38 01/11/2016
5	Bread	300.0g	09:40 01/11/2016
6	Pastry	65.0g	09:45 01/11/2016
7	Tiger Loaf	500.0g	09:51 01/11/2016
8	Dark Choc	28.0g	09:54 01/11/2016
9	Cookies	40.0g	09:57 01/11/2016
10	Crisps	17.0g	10:01 01/11/2016

Switch Products in Seconds with a Library of Stored Products

Up to 500 product calibration details are stored in memory ready for fast product recall using multi-product menus

Technical Specification




All dimensions in mm

Weight Range (g) MID/R51 Approved	200 - 3000
Weight Range (g) Non - Approved	50 - 3000
Typical Accuracy (g)	0.24
Finish	304 stainless steel frame with PETG cover
Line Height Options	750,800,850,900,950mm +/- 50mm
Maximum Speed	54m/min
Supply Voltages	110 or 230V/1ph / N+E 50 or 60Hz
Air Supply	5 to 8 Bar (10mm Outside Dia) 72-116 PSI
Operating Temperatures	0-40°C
IP Rating	IP65
Belt Width	300mm
Belt Type	PU Anti Static
Reporting	Batch, Shift
Data Retrieval	Via USB, Ethernet, Enet, Tracs

Automatic Reject Options

The CW^{3s} is supplied as standard with either of the following reject systems:

- Pusher
- Air-blast



An **ITW** Company

www.loma.com
Tel: +44(0)1252 893300 (UK) | +1-800-872-LOMA (North America)
Metal Detection | Checkweighing | X-Ray Inspection

Loma Systems is a registered trademark of Illinois Tool Works Inc. (ITW). Other names, logos, icons and marks identifying our products and services referenced herein are trademarks of ITW and may not be used without the prior written permission of ITW. Other product and company names listed are trademarks or trade names of their respective companies. Copyright © 2016 Illinois Tool Works Inc. All rights reserved. All of the specifications shown in this document are subject to change without notice.

In association with

